









# Gamston CofE Primary School Parent/Carer Survey Spring 2020

Page 1



My child has a positive attitude to achieving and learning							Response Percent	Response Total
1	Yes						96.55%	28
2	No						3.45%	1
<b>Analysis</b>	Mean:	1.03	Std. Deviation:	0.18	Satisfaction Rate:	3.45	answered	29
	Variance:	0.03	Std. Error:	0.03			skipped	0

My child is taught well							Response Percent	Response Total
1	Yes						92.86%	26
2	No						7.14%	2
<b>Analysis</b>	Mean:	1.07	Std. Deviation:	0.26	Satisfaction Rate:	7.14	answered	28
	Variance:	0.07	Std. Error:	0.05			skipped	1



I am kept well informed about my child's progress							Response Percent	Response Total
1	Yes						60.71%	17
2	No						39.29%	11
<b>Analysis</b>	Mean:	1.39	Std. Deviation:	0.49	Satisfaction Rate:	39.29	answered	28
	Variance:	0.24	Std. Error:	0.09			skipped	1

I am pleased with my child's progress this year							Response Percent	Response Total
1	Yes						85.71%	24
2	No						14.29%	4



### The school meets my child's needs

		Response Percent	Response Total
1	Yes		92.86% 26
2	No		7.14% 2
<b>Analysis</b>	Mean:	1.07	Std. Deviation: 0.26
	Variance:	0.07	Std. Error: 0.05
Satisfaction Rate: 7.14			
		answered	28
		skipped	1




### I understand the curriculum offer for my child

		Response Percent	Response Total
1	Yes		44.83% 13
2	No		55.17% 16
<b>Analysis</b>	Mean:	1.55	Std. Deviation: 0.5
	Variance:	0.25	Std. Error: 0.09
Satisfaction Rate: 55.17			
		answered	29
		skipped	0

### The curriculum meets my child's needs

		Response Percent	Response Total
1	Yes		66.67% 18
2	No		33.33% 9
<b>Analysis</b>	Mean:	1.33	Std. Deviation: 0.47
	Variance:	0.22	Std. Error: 0.09
Satisfaction Rate: 33.33			
		answered	27
		skipped	2

### The level of homework is appropriate

		Response Percent	Response Total
1	Too much		31.03% 9
2	About right		62.07% 18
3	Not enough		6.90% 2
<b>Analysis</b>	Mean:	1.76	Std. Deviation: 0.57
	Variance:	0.32	Std. Error: 0.11
Satisfaction Rate: 37.93			
		answered	29
		skipped	0



### My child has had opportunity to access a range of after-school clubs and activities

		Response Percent	Response Total
1	Yes		86.21% 25
2	No		13.79% 4

**My child has had opportunity to access a range of after-school clubs and activities**

							Response Percent	Response Total
<b>Analysis</b>	Mean:	1.14	Std. Deviation:	0.34	Satisfaction Rate:	13.79	answered	29
	Variance:	0.12	Std. Error:	0.06			skipped	0

**School encourages my child to be active, exercise and take part in sport**

							Response Percent	Response Total
1	Yes						82.76%	24
2	No						17.24%	5
<b>Analysis</b>	Mean:	1.17	Std. Deviation:	0.38	Satisfaction Rate:	17.24	answered	29
	Variance:	0.14	Std. Error:	0.07			skipped	0